

Signify Classified - Internal
Cooper Lighting Solutions Photometric Lab
1121 Highway 74 South
Peachtree City, GA 30269



Scaled data based on original data using
LM-79-08 Approved Method: Electrical and Photometric Measurements of Solid-
State Lighting Products

Test Report Prepared for
Cooper Lighting Solutions
(formerly Eaton)

Brand: McGRAW-EDISON

Report Number: P437420

Luminaire Tested: **ISC-SA1C-830-U-SL2**

Issue Date: 12/9/2020

Test Information

Test Method: LM-79-08
Report Number: P437420
TEST IS SCALED FROM IESNA LM-79-08 TEST DATA (G3-2011-074-14)
Test Lab: INNOVATION CENTER
Issue Date: 12/9/2020
Manufacturer: COOPER LIGHTING SOLUTIONS (FORMERLY EATON)
Product Line: McGRAW-EDISON
Catalog Number: ISC-SA1C-830-U-SL2
Description: IMPACT ELITE LED CYLINDER LUMINAIRE
(1) 80 CRI, 3000K, 615mA LIGHTSQUARE WITH 16 LEDS AND TYPE II SPILL LIGHT ELIMINATOR OPTICS
Light Source: -
Ballast/Driver: ELECTRONIC DRIVER

Summary

Lumens per Lamp: N/A
Luminaire Lumens: 3619 lumens
Efficiency: N/A
Efficacy: 105.8 lumens/watt
Luminous Opening: Rectangular (W 0.5' x L: 0.5' x H: 0')
IES Classification: Type III - Medium
BUG Rating: B1 - U0 - G1

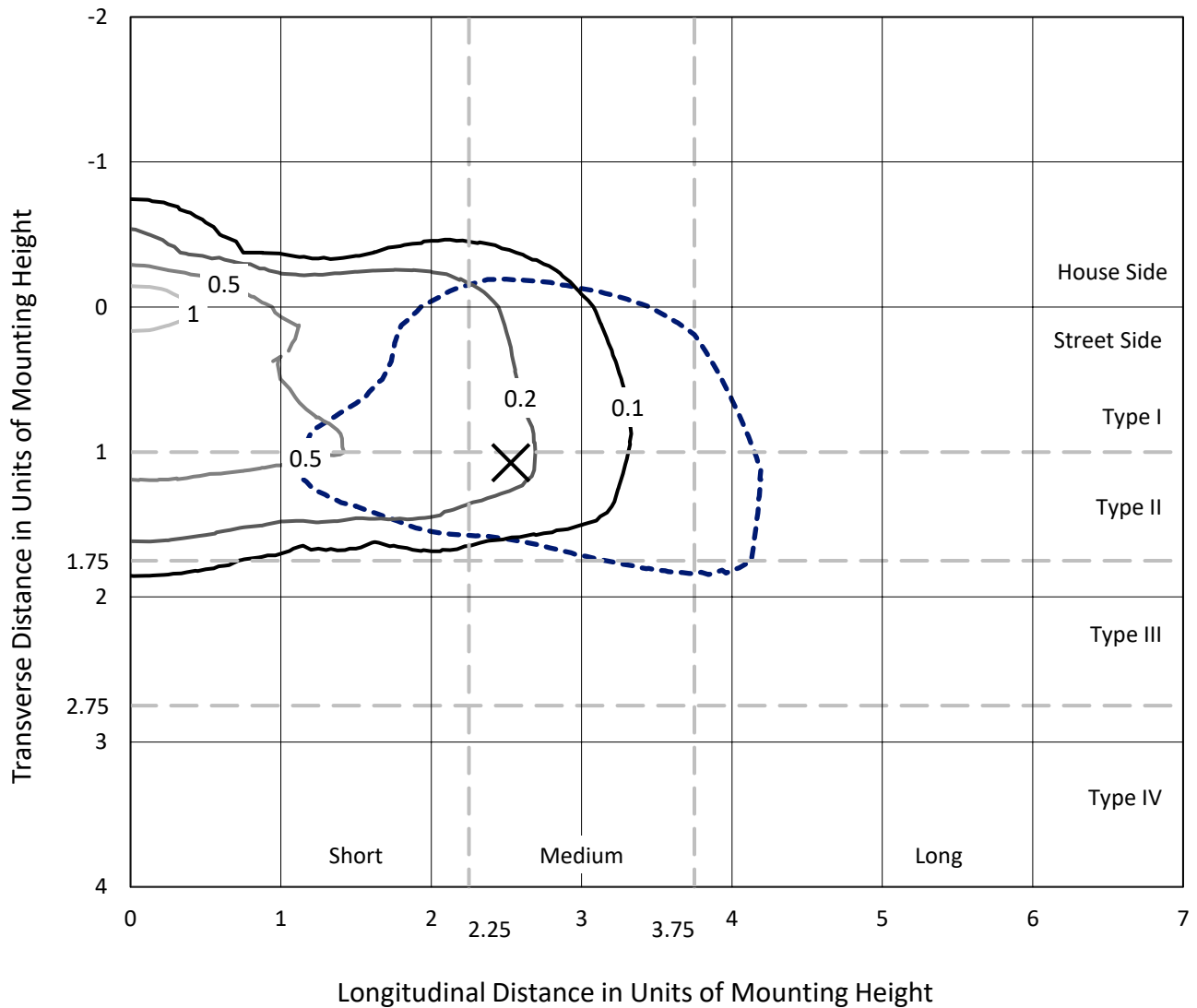
Input Watts (W): 34.2
Input Voltage (V): NR
Input Current (Ain): NR
Voltage Rise (V): NR
Power Factor: NR
Total Harmonic Distortion (THDi): NR
Frequency (hertz): 60
Stabilization Time: NR
Operation Time: NR
Ambient Temperature (°C): NR
Test Distance: 28.75 FT



REPORT NUMBER: P437420
 CATALOG NUMBER: ISC-SA1C-830-U-SL2

Iso-Footcandle Lines of Horizontal Illumination

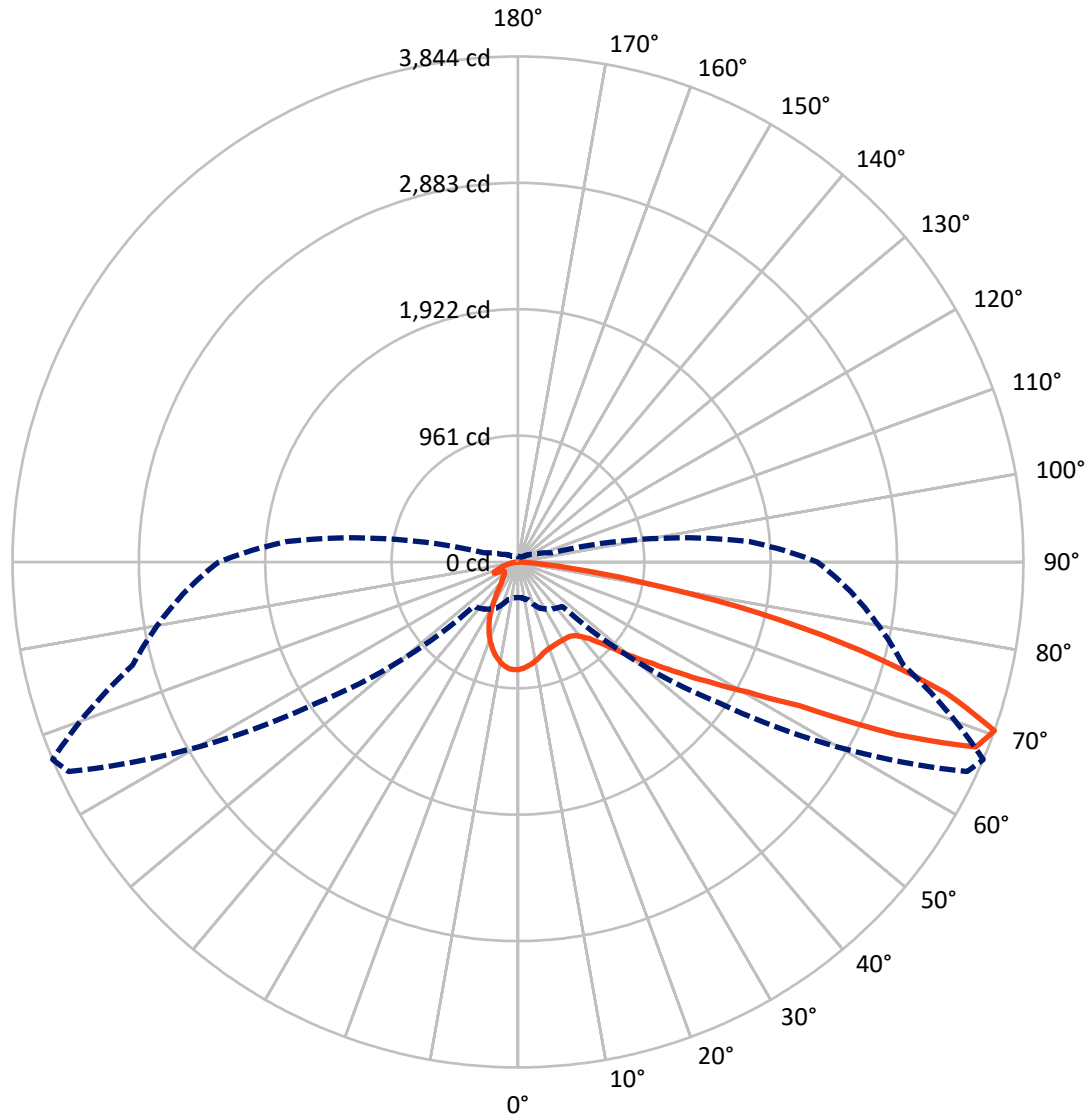
× Max cd
 - - - 1/2 Max cd



Based on 25 foot mounting height. Maximum calculated value = 1.3 fc
 Type III - Medium - N/A

REPORT NUMBER: P437420
CATALOG NUMBER: ISC-SA1C-830-U-SL2

Luminous Intensity Polar Plot



— Vertical Plane Through 67-Deg Lateral - - - Horizontal Cone Through 70-Deg Vertical

REPORT NUMBER: P437420
 CATALOG NUMBER: ISC-SA1C-830-U-SL2

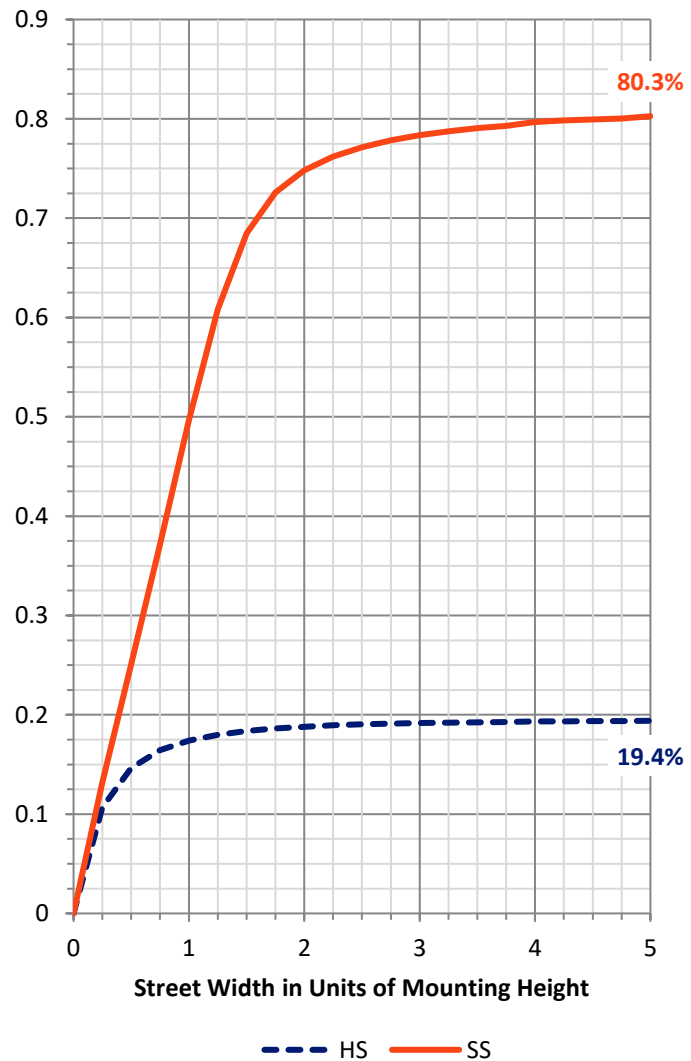
FLUX DISTRIBUTION:

		Downward	Upward	Total
House Side	Lumens	708.8	0.0	708.8
	% Fixture	19.6	0.0	19.6
Street Side	Lumens	2910.2	0.0	2910.2
	% Fixture	80.4	0.0	80.4
Total	Lumens	3619.0	0.0	3619.0
	% Fixture	100.0	0.0	100.0

Coefficient of Utilization

ZONAL LUMENS:

Zone	Lumens	% Fixture
0°-10°	71.7	2.0
10°-20°	173.7	4.8
20°-30°	239.4	6.6
30°-40°	323.3	8.9
40°-50°	479.8	13.3
50°-60°	738.4	20.4
60°-70°	913.0	25.2
70°-80°	611.6	16.9
80°-90°	68.1	1.9
90°-100°	0.0	0.0
100°-110°	0.0	0.0
110°-120°	0.0	0.0
120°-130°	0.0	0.0
130°-140°	0.0	0.0
140°-150°	0.0	0.0
150°-160°	0.0	0.0
160°-170°	0.0	0.0
170°-180°	0.0	0.0
0°-90°	3619.0	100.0
0°-180°	3619.0	100.0

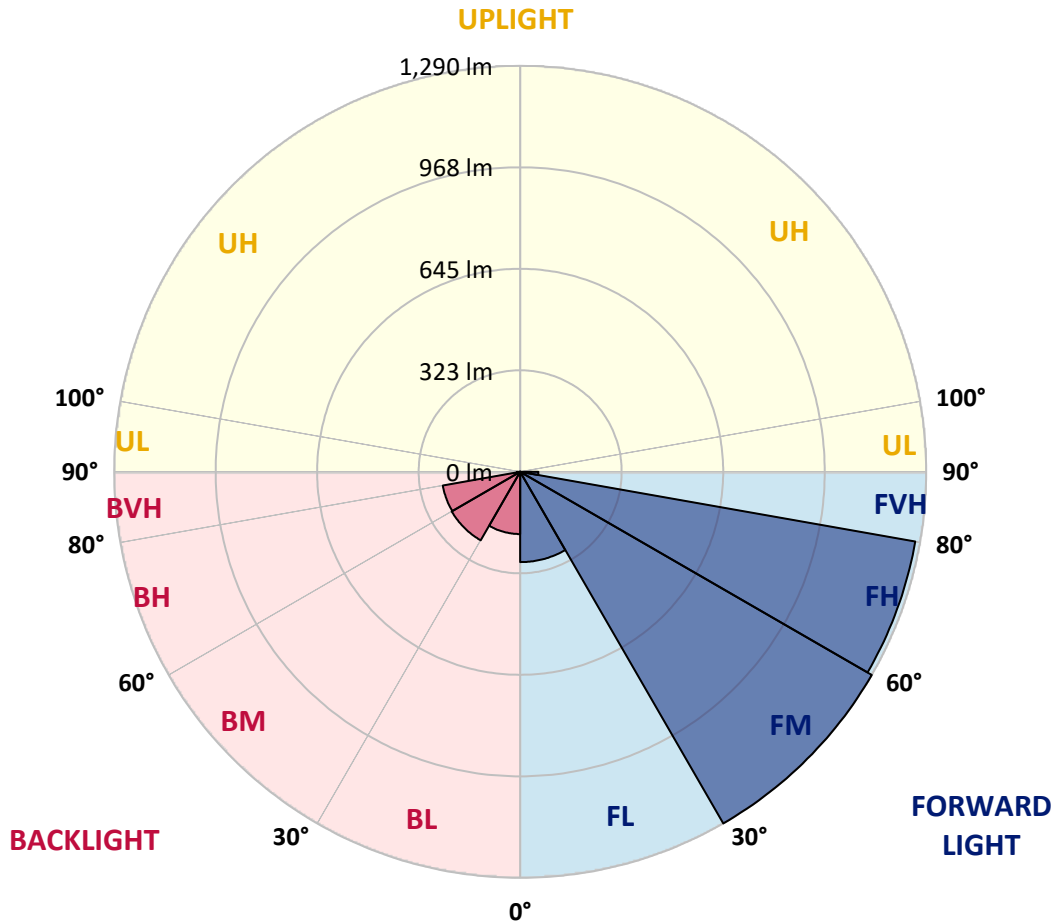


REPORT NUMBER: P437420
 CATALOG NUMBER: ISC-SA1C-830-U-SL2

LUMINAIRE CLASSIFICATION SYSTEM LUMEN TABLE AND BUG RATING:

Zone	Lumens	% Fixture	Zone Rating/Lumen Limit		
			B	U	G
FL (0°-30°)	287.0	7.9			
FM (30°-60°)	1290.2	35.7			
FH (60°-80°)	1274.9	35.2			G1/1800
FVH (80°-90°)	58.0	1.6			G1/100
BL (0°-30°)	197.8	5.5	B1/500		
BM (30°-60°)	251.3	6.9	B1/1000		
BH (60°-80°)	249.6	6.9	B1/500		G1/500
BVH (80°-90°)	10.1	0.3			G1/100
UL (90°-100°)	0.0	0.0		U0/0	
UH (100°-180°)	0.0	0.0		U0/0	

BUG Rating: B1-U0-G1
 Type III Medium





REPORT NUMBER: P437420
 CATALOG NUMBER: ISC-SA1C-830-U-SL2

CANDELA DISTRIBUTION (FULL):

	0°	5°	15°	25°	35°	45°	55°	65°	67°	75°	85°
0°	817.2	817.2	817.2	817.2	817.2	817.2	817.2	817.2	817.2	817.2	817.2
2.5°	772.7	777.9	779.2	783.1	788.4	793.6	800.2	808.0	809.3	813.3	821.1
5°	720.3	722.9	725.5	733.4	742.6	759.6	776.6	792.3	794.9	808.0	822.4
7.5°	671.8	678.4	679.7	686.2	700.6	721.6	745.2	772.7	780.5	798.9	821.1
10°	636.5	640.4	643.0	654.8	666.6	690.2	719.0	753.0	760.9	788.4	819.8
12.5°	607.7	614.2	618.1	626.0	644.3	665.3	694.1	730.8	741.2	775.3	814.6
15°	591.9	597.2	598.5	607.7	622.1	643.0	670.5	712.4	720.3	762.2	814.6
17.5°	588.0	589.3	590.6	595.9	607.7	624.7	653.5	696.7	705.9	757.0	814.6
20°	595.9	595.9	595.9	593.3	602.4	615.5	644.3	683.6	696.7	751.7	818.5
22.5°	614.2	615.5	611.6	605.0	601.1	610.3	635.2	679.7	691.5	750.4	826.4
25°	640.4	641.7	639.1	629.9	611.6	610.3	631.2	675.8	686.2	749.1	825.1
27.5°	675.8	683.6	675.8	665.3	641.7	620.8	635.2	673.1	684.9	749.1	827.7
30°	725.5	730.8	726.8	709.8	679.7	643.0	640.4	675.8	684.9	747.8	826.4
32.5°	775.3	776.6	780.5	768.7	732.1	675.8	654.8	678.4	686.2	746.5	822.4
35°	813.3	821.1	838.2	839.5	796.2	722.9	684.9	688.9	691.5	750.4	818.5
37.5°	861.7	864.3	891.8	912.8	874.8	788.4	726.8	708.5	709.8	763.5	825.1
40°	906.3	916.7	954.7	980.9	967.8	876.1	784.5	743.9	746.5	787.1	840.8
42.5°	973.0	980.9	1020.2	1056.9	1060.8	975.7	864.3	804.1	797.6	832.9	874.8
45°	1032.0	1041.1	1090.9	1144.6	1162.9	1088.3	963.9	886.6	876.1	910.2	937.7
47.5°	1114.5	1130.2	1169.5	1231.0	1292.6	1225.8	1090.9	999.2	990.1	1013.6	1021.5
50°	1193.1	1202.2	1235.0	1309.6	1418.3	1398.7	1246.8	1145.9	1131.5	1135.4	1153.8
52.5°	1204.8	1208.8	1242.8	1321.4	1525.7	1609.5	1438.0	1310.9	1284.7	1288.7	1310.9
55°	1115.8	1131.5	1156.4	1266.4	1533.6	1843.9	1706.4	1528.3	1487.7	1473.3	1491.7
57.5°	931.1	949.5	984.8	1098.8	1443.2	1971.0	2146.5	1787.6	1724.8	1658.0	1680.2
60°	686.2	705.9	728.1	839.5	1214.0	1990.6	2583.9	2101.9	2008.9	1842.6	1854.4
62.5°	526.5	526.5	546.1	591.9	812.0	1847.9	2840.6	2633.6	2405.8	2067.9	2053.5
65°	425.6	430.9	450.5	493.7	513.4	1312.2	2942.7	3406.3	3164.0	2337.7	2263.0
67.5°	352.3	353.6	375.9	444.0	449.2	721.6	2669.0	3812.3	3754.7	2675.5	2485.6
70°	269.8	271.1	297.3	386.3	437.4	478.0	1867.5	3770.4	3843.7	3034.4	2534.1
72.5°	179.4	187.3	218.7	306.4	436.1	450.5	1013.6	3297.6	3403.7	3174.5	2371.7
75°	111.3	112.6	145.4	212.2	400.7	449.2	595.9	2569.5	2700.4	2633.6	2057.4
77.5°	68.1	70.7	86.4	138.8	310.4	450.5	424.3	1768.0	1876.7	1728.7	1212.7
80°	41.9	41.9	49.8	83.8	201.7	403.4	365.4	1028.0	1017.6	639.1	344.4
82.5°	15.7	17.0	26.2	45.8	102.1	313.0	320.9	464.9	428.2	188.6	123.1
85°	2.6	2.6	5.2	14.4	27.5	129.7	178.1	163.7	137.5	57.6	51.1
87.5°	0.0	0.0	0.0	1.3	1.3	2.6	3.9	3.9	3.9	3.9	5.2
90°	0.0	0.0	0.0	0.0	0.0	0.0	0.0	0.0	0.0	0.0	0.0



REPORT NUMBER: P437420
 CATALOG NUMBER: ISC-SA1C-830-U-SL2

CANDELA DISTRIBUTION (continued):

	90°	95°	105°	115°	125°	135°	145°	155°	165°	175°	180°
0°	817.2	817.2	817.2	817.2	817.2	817.2	817.2	817.2	817.2	817.2	817.2
2.5°	821.1	823.7	822.4	818.5	814.6	812.0	805.4	801.5	802.8	802.8	804.1
5°	823.7	827.7	821.1	813.3	798.9	783.1	768.7	760.9	750.4	754.3	751.7
7.5°	827.7	830.3	818.5	794.9	770.1	743.9	719.0	696.7	679.7	671.8	677.1
10°	825.1	829.0	806.7	771.4	733.4	691.5	653.5	616.8	593.3	577.5	581.5
12.5°	823.7	819.8	789.7	737.3	684.9	627.3	569.7	525.2	485.9	470.2	472.8
15°	818.5	815.9	768.7	702.0	629.9	548.7	472.8	415.1	368.0	352.3	357.5
17.5°	821.1	813.3	743.9	658.7	560.5	461.0	368.0	311.7	288.1	282.9	281.6
20°	818.5	804.1	719.0	611.6	487.2	357.5	273.7	243.6	243.6	251.4	252.8
22.5°	821.1	796.2	691.5	557.9	403.4	268.5	213.5	205.6	217.4	234.4	234.4
25°	821.1	787.1	661.4	497.7	315.6	204.3	182.0	182.0	197.8	213.5	212.2
27.5°	815.9	768.7	627.3	433.5	234.4	168.9	159.8	163.7	174.2	187.3	186.0
30°	802.8	750.4	585.4	358.8	178.1	149.3	148.0	149.3	154.5	162.4	161.1
32.5°	791.0	729.5	544.8	278.9	150.6	138.8	137.5	138.8	140.1	142.7	142.7
35°	783.1	711.1	496.3	214.8	136.2	132.3	129.7	129.7	127.0	128.3	128.3
37.5°	774.0	694.1	446.6	167.6	128.3	125.7	123.1	119.2	119.2	116.6	116.6
40°	774.0	681.0	395.5	141.4	123.1	121.8	116.6	111.3	108.7	108.7	108.7
42.5°	794.9	681.0	348.4	129.7	117.9	116.6	110.0	104.8	102.1	102.1	102.1
45°	830.3	688.9	299.9	121.8	113.9	111.3	103.5	98.2	95.6	95.6	94.3
47.5°	891.8	721.6	256.7	117.9	110.0	106.1	96.9	91.7	89.1	89.1	89.1
50°	995.3	787.1	221.3	113.9	106.1	99.5	91.7	86.4	83.8	83.8	82.5
52.5°	1138.1	885.3	204.3	111.3	100.8	93.0	86.4	81.2	78.6	77.3	77.3
55°	1309.6	1033.3	201.7	110.0	95.6	87.7	81.2	76.0	73.3	72.0	72.0
57.5°	1496.9	1195.7	220.0	107.4	90.4	81.2	76.0	70.7	68.1	66.8	66.8
60°	1677.6	1373.8	278.9	104.8	86.4	76.0	69.4	65.5	62.9	61.6	61.6
62.5°	1887.2	1561.1	408.6	106.1	83.8	70.7	64.2	60.2	58.9	57.6	57.6
65°	2117.6	1775.8	522.5	116.6	85.1	65.5	58.9	56.3	53.7	52.4	52.4
67.5°	2321.9	1914.7	436.1	134.9	93.0	61.6	52.4	51.1	48.5	47.1	48.5
70°	2276.1	1768.0	268.5	136.2	94.3	58.9	47.1	44.5	41.9	41.9	41.9
72.5°	2075.7	1559.8	187.3	117.9	83.8	52.4	40.6	38.0	36.7	36.7	36.7
75°	1747.0	1286.0	149.3	95.6	65.5	43.2	34.0	32.7	31.4	30.1	30.1
77.5°	956.0	699.3	111.3	73.3	48.5	32.7	28.8	26.2	24.9	24.9	24.9
80°	280.3	239.7	69.4	52.4	31.4	23.6	22.3	19.6	18.3	18.3	18.3
82.5°	117.9	99.5	41.9	28.8	21.0	15.7	14.4	13.1	11.8	10.5	11.8
85°	45.8	48.5	26.2	17.0	11.8	7.9	6.5	5.2	5.2	3.9	5.2
87.5°	5.2	6.5	5.2	3.9	2.6	1.3	1.3	1.3	1.3	1.3	1.3
90°	0.0	0.0	0.0	0.0	0.0	0.0	0.0	0.0	0.0	0.0	0.0

Cooper Lighting Solutions Photometric Lab
1121 Highway 74 South
Peachtree City, GA 30269



LM-79-2019: Approved Method: Electrical and Photometric Measurements of Solid-State Lighting Products

Report Prepared for

Cooper Lighting Solutions

MCGRAW EDISON

Report Number: SP1-2408-195-9

Test Date: 08/07/2024

Luminaire Tested: GALN-SB1A-830-U-5WQ

Data in this report applies to families of products including GALN-SB1A-830-U-5WQ.

Test Information

Test Method: LM-79-2019
 Report Number: SP1-2408-195-9
 Test Lab: COOPER LIGHTING SOLUTIONS
 Photometer: SP1 - 76IN SPHERE
 Measurement Geometry: 4π
 Issue Date: 08/07/2024
 Manufacturer: COOPER LIGHTING SOLUTIONS
 Product Line: MCGRAW EDISON
 Catalog Number: **GALN-SB1A-830-U-5WQ**
 Description: GALLEON AREA AND ROADWAY LUMINAIRE. (1) 80 CRI, 3000K, 350MA HIGH DENSITY LIGHTSQUARE WITH 26 LEDS AND TYPE V WIDE OPTICS

Spectral Parameters

CCT (K): 3050
 CIE u': 0.2476
 CIE v': 0.5251
 Duv: 0.0034
 CIE x: 0.4383
 CIE y: 0.4131
 CIE z: 0.1487
 Peak Wavelength (nm): 603
 Dominant Wavelength (nm): 581
 Purity: 55.55201
 Rf: 81.5
 Rg: 99.2

CRI (Ra):	81.0		
R1:	79.6	R9:	7.1
R2:	85.6	R10:	67.0
R3:	92.0	R11:	82.7
R4:	82.6	R12:	63.2
R5:	78.9	R13:	80.3
R6:	81.7	R14:	95.0
R7:	85.2	R15:	71.7
R8:	62.0		



Test Conditions
 Stabilization Time: 20M
 Operation Time: 1H 20M
 Sphere Temperature (°C): 24.2

REPORT NUMBER: SP1-2408-195-9

Measurement and Test Equipment			
Instrument	Identification Number	Calibration Date	Calibration Due Date
Photometer	IN0058	6/18/2024	12/18/2024
Power Meter	INXT2011004	2/8/2024	2/8/2025
AC Power Source	IN0063	10/24/2023	10/24/2024
DC Power Source	IN0208	10/24/2023	10/24/2024
Sphere Thermometer	IN0085	10/24/2023	10/24/2024
Room Thermometer	IN0046	10/24/2023	10/24/2024

REPORT NUMBER: SP1-2408-195-9

CIE 1931 Chromaticity Diagram



CIE 1931 Chromaticity Diagram with 2017 ANSI 7-Step and 4-Step Quadrangles



Point lies inside the ANSI 3000K 4-step quadrangle

REPORT NUMBER: SP1-2408-195-9

Photopic Flux vs. Wavelength



Photopic Lumens: NR

λ (nm)	Power W [^] /nm	Lumens (ϕ /nm)	λ (nm)	Power W [^] /nm	Lumens (ϕ /nm)	λ (nm)	Power W [^] /nm	Lumens (ϕ /nm)	λ (nm)	Power W [^] /nm	Lumens (ϕ /nm)	λ (nm)	Power W [^] /nm	Lumens (ϕ /nm)
360	0	NR	490	168	NR	620	940	NR	750	35	NR	880	1	NR
365	0	NR	495	233	NR	625	897	NR	755	30	NR	885	1	NR
370	0	NR	500	300	NR	630	847	NR	760	26	NR	890	1	NR
375	0	NR	505	372	NR	635	790	NR	765	22	NR	895	1	NR
380	0	NR	510	430	NR	640	730	NR	770	19	NR	900	1	NR
385	0	NR	515	483	NR	645	668	NR	775	16	NR	905	1	NR
390	0	NR	520	524	NR	650	605	NR	780	14	NR	910	0	NR
395	2	NR	525	555	NR	655	545	NR	785	12	NR	915	0	NR
400	4	NR	530	581	NR	660	485	NR	790	10	NR	920	0	NR
405	7	NR	535	604	NR	665	430	NR	795	9	NR	925	0	NR
410	17	NR	540	623	NR	670	378	NR	800	8	NR	930	0	NR
415	34	NR	545	645	NR	675	331	NR	805	7	NR	935	0	NR
420	68	NR	550	667	NR	680	290	NR	810	6	NR	940	0	NR
425	128	NR	555	693	NR	685	251	NR	815	5	NR	945	0	NR
430	214	NR	560	719	NR	690	218	NR	820	4	NR	950	0	NR
435	339	NR	565	754	NR	695	188	NR	825	4	NR	955	0	NR
440	507	NR	570	791	NR	700	162	NR	830	3	NR	960	0	NR
445	573	NR	575	830	NR	705	139	NR	835	3	NR	965	0	NR
450	356	NR	580	873	NR	710	119	NR	840	3	NR	970	0	NR
455	217	NR	585	913	NR	715	102	NR	845	2	NR	975	0	NR
460	168	NR	590	948	NR	720	88	NR	850	2	NR	980	0	NR
465	113	NR	595	974	NR	725	76	NR	855	2	NR	985	0	NR
470	85	NR	600	994	NR	730	65	NR	860	1	NR	990	0	NR
475	85	NR	605	998	NR	735	55	NR	865	1	NR	995	0	NR
480	94	NR	610	994	NR	740	47	NR	870	1	NR	1000	0	NR
485	120	NR	615	973	NR	745	41	NR	875	1	NR			

REPORT NUMBER: SP1-2408-195-9

Scotopic Flux vs. Wavelength



Scotopic Lumens: NR

S/P: 1.27

λ (nm)	Power W [^] /nm	Lumens (ϕ /nm)	λ (nm)	Power W [^] /nm	Lumens (ϕ /nm)	λ (nm)	Power W [^] /nm	Lumens (ϕ /nm)	λ (nm)	Power W [^] /nm	Lumens (ϕ /nm)	λ (nm)	Power W [^] /nm	Lumens (ϕ /nm)
360	0	NR	490	168	NR	620	940	NR	750	35	NR	880	1	NR
365	0	NR	495	233	NR	625	897	NR	755	30	NR	885	1	NR
370	0	NR	500	300	NR	630	847	NR	760	26	NR	890	1	NR
375	0	NR	505	372	NR	635	790	NR	765	22	NR	895	1	NR
380	0	NR	510	430	NR	640	730	NR	770	19	NR	900	1	NR
385	0	NR	515	483	NR	645	668	NR	775	16	NR	905	1	NR
390	0	NR	520	524	NR	650	605	NR	780	14	NR	910	0	NR
395	2	NR	525	555	NR	655	545	NR	785	12	NR	915	0	NR
400	4	NR	530	581	NR	660	485	NR	790	10	NR	920	0	NR
405	7	NR	535	604	NR	665	430	NR	795	9	NR	925	0	NR
410	17	NR	540	623	NR	670	378	NR	800	8	NR	930	0	NR
415	34	NR	545	645	NR	675	331	NR	805	7	NR	935	0	NR
420	68	NR	550	667	NR	680	290	NR	810	6	NR	940	0	NR
425	128	NR	555	693	NR	685	251	NR	815	5	NR	945	0	NR
430	214	NR	560	719	NR	690	218	NR	820	4	NR	950	0	NR
435	339	NR	565	754	NR	695	188	NR	825	4	NR	955	0	NR
440	507	NR	570	791	NR	700	162	NR	830	3	NR	960	0	NR
445	573	NR	575	830	NR	705	139	NR	835	3	NR	965	0	NR
450	356	NR	580	873	NR	710	119	NR	840	3	NR	970	0	NR
455	217	NR	585	913	NR	715	102	NR	845	2	NR	975	0	NR
460	168	NR	590	948	NR	720	88	NR	850	2	NR	980	0	NR
465	113	NR	595	974	NR	725	76	NR	855	2	NR	985	0	NR
470	85	NR	600	994	NR	730	65	NR	860	1	NR	990	0	NR
475	85	NR	605	998	NR	735	55	NR	865	1	NR	995	0	NR
480	94	NR	610	994	NR	740	47	NR	870	1	NR	1000	0	NR
485	120	NR	615	973	NR	745	41	NR	875	1	NR			

REPORT NUMBER: SP1-2408-195-9

Melanopic Flux vs. Wavelength



Melanopic Lumens: NR

M/P: 2.32

λ (nm)	Power W [^] /nm	Lumens (φ/nm)	λ (nm)	Power W [^] /nm	Lumens (φ/nm)	λ (nm)	Power W [^] /nm	Lumens (φ/nm)	λ (nm)	Power W [^] /nm	Lumens (φ/nm)	λ (nm)	Power W [^] /nm	Lumens (φ/nm)
360	0	NR	490	168	NR	620	940	NR	750	35	NR	880	1	NR
365	0	NR	495	233	NR	625	897	NR	755	30	NR	885	1	NR
370	0	NR	500	300	NR	630	847	NR	760	26	NR	890	1	NR
375	0	NR	505	372	NR	635	790	NR	765	22	NR	895	1	NR
380	0	NR	510	430	NR	640	730	NR	770	19	NR	900	1	NR
385	0	NR	515	483	NR	645	668	NR	775	16	NR	905	1	NR
390	0	NR	520	524	NR	650	605	NR	780	14	NR	910	0	NR
395	2	NR	525	555	NR	655	545	NR	785	12	NR	915	0	NR
400	4	NR	530	581	NR	660	485	NR	790	10	NR	920	0	NR
405	7	NR	535	604	NR	665	430	NR	795	9	NR	925	0	NR
410	17	NR	540	623	NR	670	378	NR	800	8	NR	930	0	NR
415	34	NR	545	645	NR	675	331	NR	805	7	NR	935	0	NR
420	68	NR	550	667	NR	680	290	NR	810	6	NR	940	0	NR
425	128	NR	555	693	NR	685	251	NR	815	5	NR	945	0	NR
430	214	NR	560	719	NR	690	218	NR	820	4	NR	950	0	NR
435	339	NR	565	754	NR	695	188	NR	825	4	NR	955	0	NR
440	507	NR	570	791	NR	700	162	NR	830	3	NR	960	0	NR
445	573	NR	575	830	NR	705	139	NR	835	3	NR	965	0	NR
450	356	NR	580	873	NR	710	119	NR	840	3	NR	970	0	NR
455	217	NR	585	913	NR	715	102	NR	845	2	NR	975	0	NR
460	168	NR	590	948	NR	720	88	NR	850	2	NR	980	0	NR
465	113	NR	595	974	NR	725	76	NR	855	2	NR	985	0	NR
470	85	NR	600	994	NR	730	65	NR	860	1	NR	990	0	NR
475	85	NR	605	998	NR	735	55	NR	865	1	NR	995	0	NR
480	94	NR	610	994	NR	740	47	NR	870	1	NR	1000	0	NR
485	120	NR	615	973	NR	745	41	NR	875	1	NR			

Summary

$R_f = 81.5$
 $R_g = 99.2$
 $CIE R_a = 81.0$
 $R_9 = 7.1$



Color Vector Graphics



Individual Sample Fidelity Index ($R_{f,i}$)

CES01 = 86	CES26 = 74	CES51 = 89	CES76 = 70
CES02 = 63	CES27 = 88	CES52 = 92	CES77 = 86
CES03 = 31	CES28 = 89	CES53 = 81	CES78 = 72
CES04 = 70	CES29 = 67	CES54 = 87	CES79 = 90
CES05 = 50	CES30 = 68	CES55 = 85	CES80 = 88
CES06 = 51	CES31 = 71	CES56 = 78	CES81 = 78
CES07 = 42	CES32 = 70	CES57 = 76	CES82 = 95
CES08 = 41	CES33 = 71	CES58 = 78	CES83 = 90
CES09 = 29	CES34 = 82	CES59 = 92	CES84 = 94
CES10 = 76	CES35 = 90	CES60 = 95	CES85 = 86
CES11 = 59	CES36 = 93	CES61 = 93	CES86 = 72
CES12 = 65	CES37 = 87	CES62 = 83	CES87 = 85
CES13 = 43	CES38 = 75	CES63 = 77	CES88 = 83
CES14 = 74	CES39 = 94	CES64 = 83	CES89 = 75
CES15 = 71	CES40 = 89	CES65 = 77	CES90 = 81
CES16 = 47	CES41 = 85	CES66 = 80	CES91 = 96
CES17 = 50	CES42 = 86	CES67 = 79	CES92 = 73
CES18 = 56	CES43 = 81	CES68 = 84	CES93 = 84
CES19 = 72	CES44 = 99	CES69 = 91	CES94 = 64
CES20 = 66	CES45 = 87	CES70 = 78	CES95 = 80
CES21 = 87	CES46 = 82	CES71 = 76	CES96 = 84
CES22 = 79	CES47 = 77	CES72 = 92	CES97 = 87
CES23 = 92	CES48 = 71	CES73 = 71	CES98 = 81
CES24 = 91	CES49 = 81	CES74 = 93	CES99 = 74
CES25 = 72	CES50 = 89	CES75 = 74	



Color Rendition by Hue-Angle Bin



Measure Comparisons



(END OF REPORT)